


# DECORATION CASE

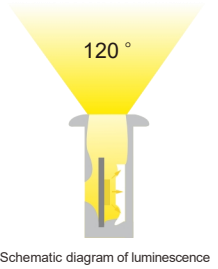
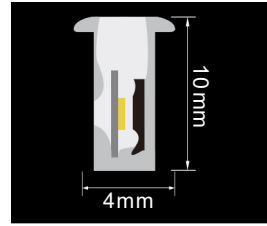


# SILICONE NEON FLEX

Side-lit Integrated Extrusion Series

## Model NO:SL0410

Side-lit



Schematic diagram of luminescence

### Product accessories



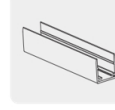
There is a hole plug



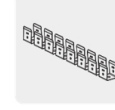
Hole-free plug



Aluminum snap fastener



Aluminum groove



Flexible snap fasteners

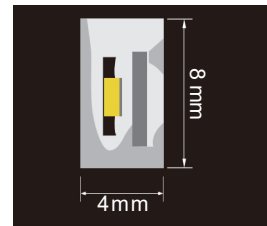
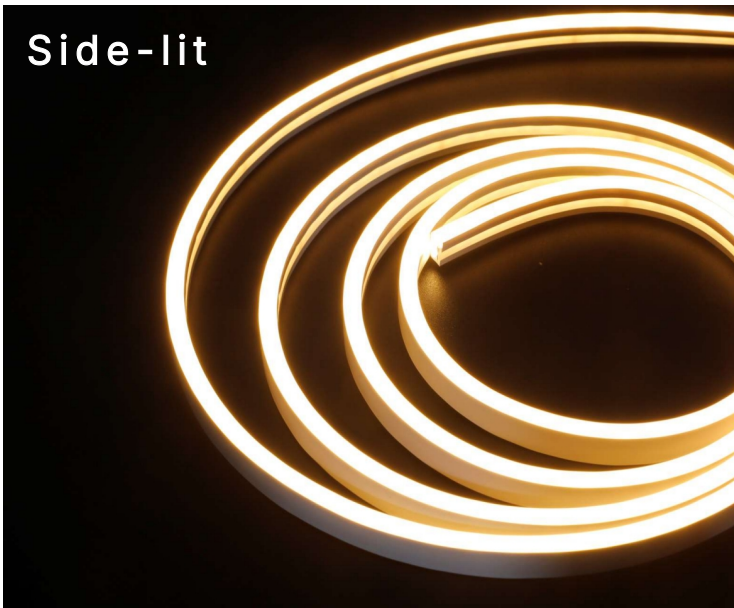


Glue

Optional	Input Voltage	Lamp bead model	Number of LED	Power/M	Cutting size	Lumen/M	PCB Board Width	PCB thickness	Ra	CCT
Regular style	DC12/24V	2835	120PCS/M	8W	2.5/5CM	320IM	5MM	18/50copper	85	3000K/4000K/6000K
High-gloss version	DC12/24V	2835	180PCS/M	10W	1.6/3.3CM	400IM	5MM	18/50copper	85	3000K/4000K/6000K
Cut at will	DC12/24V	2835	120PCS/M	8W	Cut at will	320IM	5MM	18/50copper	85	3000K/4000K/6000K

## Model NO:SL0408

Side-lit



Schematic diagram of luminescence

### Product accessories



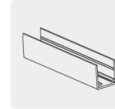
There is a hole plug



Hole-free plug



Aluminum snap fastener



Aluminum groove



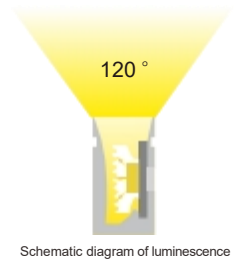
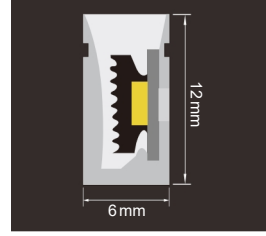
Flexible snap fasteners



Glue

Optional	Input Voltage	Lamp bead model	Number of LED	Power/M	Cutting size	Lumen/M	PCB Board Width	PCB thickness	Ra	CCT
Regular style	DC12/24V	2835	120PCS/M	8W	2.5/5CM	320IM	5MM	18/50copper	85	3000K/4000K/6000K
High-gloss version	DC12/24V	2835	180PCS/M	10W	1.6/3.3CM	400IM	5MM	18/50copper	85	3000K/4000K/6000K
Cut at will	DC12/24V	2835	120PCS/M	8W	Cut at will	320IM	5MM	18/50copper	85	3000K/4000K/6000K

## Model NO:SL0612



### Product accessories



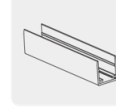
There is a hole plug




Hole-free plug



Aluminum snap fastener



Aluminum groove



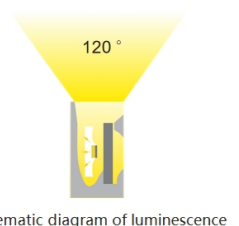
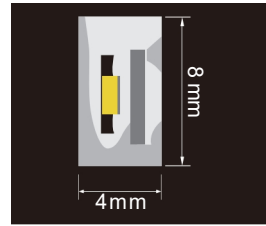
Flexible snap fasteners



Glue

Optional	Input Voltage	Lamp bead model	Number of LED	Power/M	Cutting size	Lumen/M	PCB Board Width	PCB thickness	Ra	CCT
Regular style	DC12/24V	2835	120PCS/M	8W	2.5/5CM	320IM	8MM	18/70copper	85	3000K/4000K/6000K
High-gloss version	DC12/24V	2835	180PCS/M	10W	1.6/3.3CM	400IM	8MM	18/70copper	85	3000K/4000K/6000K
Cut at will	DC12/24V	2835	120PCS/M	8W	Cut at will	320IM	8MM	18/50copper	85	3000K/4000K/6000K
Drive-free version	AC110/220V	2835	120PCS/M	8W	10CM	320IM	8MM	18/25copper	85	3000K/4000K/6000K

## Model NO:SL0613



### Product accessories



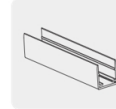
There is a hole plug



Hole-free plug



Aluminum snap fastener



Aluminum groove




Flexible snap fasteners



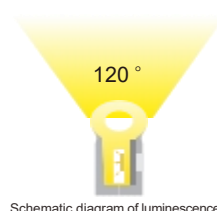
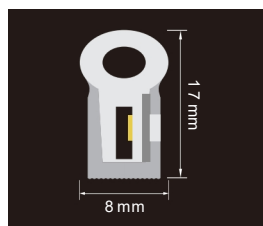
Glue

Optional	Input Voltage	Lamp bead model	Number of LED	Power/M	Cutting size	Lumen/M	PCB Board Width	PCB thickness	Ra	CCT
Regular style	DC12/24V	2835	120PCS/M	8W	2.5/5CM	320IM	8MM	18/70copper	85	3000K/4000K/6000K
High-gloss version	DC12/24V	2835	180PCS/M	10W	1.6/3.3CM	400IM	8MM	18/70copper	85	3000K/4000K/6000K
Cut at will	DC12/24V	2835	120PCS/M	8W	Cut at will	320IM	8MM	18/50copper	85	3000K/4000K/6000K
Drive-free version	AC110/220V	2835	120PCS/M	8W	10CM	320IM	8MM	18/25copper	85	3000K/4000K/6000K

## Model NO:SL0817



Side-lit



### Product accessories



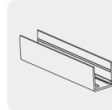
There is a hole plug



Hole-free plug



Aluminum snap fastener



Aluminum groove



Flexible snap fasteners



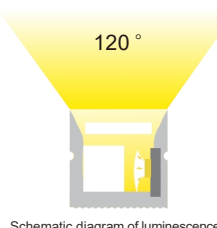
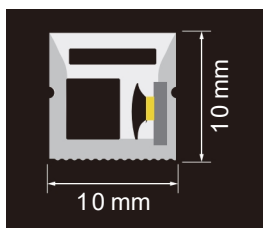
Glue

Optional	Input Voltage	Lamp bead model	Number of LED	Power/M	Cutting size	Lumen/M	PCB Board Width	PCB thickness	Ra	CCT
Regular style	DC12/24V	2835	120PCS/M	8W	2.5/5CM	400LM	8MM	18/70copper	85	3000K/4000K/6000K
High-gloss version	DC12/24V	2835	180PCS/M	10W	1.6/3.3CM	500LM	8MM	18/70copper	85	3000K/4000K/6000K
Cut at will	DC12/24V	2835	120PCS/M	8W	Cut at will	400LM	8MM	18/50copper	85	3000K/4000K/6000K
Drive-free version	AC110/220V	2835	120PCS/M	8W	10CM	400LM	8MM	18/25copper	85	3000K/4000K/6000K

## Model NO:SL1010



Side-lit



### Product accessories



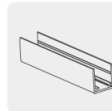
There is a hole plug




Hole-free plug



Aluminum snap fastener



Aluminum groove



Flexible snap fasteners



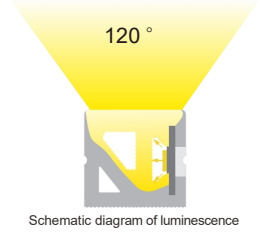
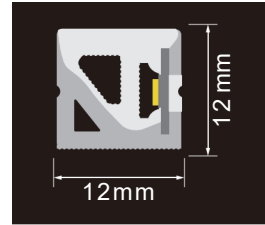
Glue

Optional	Input Voltage	Lamp bead model	Number of LED	Power/M	Cutting size	Lumen/M	PCB Board Width	PCB thickness	Ra	CCT
Regular style	DC12/24V	2835	120PCS/M	8W	2.5/5CM	400LM	5MM	18/50copper	85	3000K/4000K/6000K
High-gloss version	DC12/24V	2835	180PCS/M	10W	1.6/3.3CM	500LM	5MM	18/50copper	85	3000K/4000K/6000K
Cut at will	DC12/24V	2835	120PCS/M	8W	Cut at will	400LM	5MM	18/50copper	85	3000K/4000K/6000K

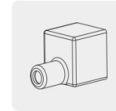
## Model NO:SL1212



**Side-lit**



### Product accessories



There is a hole plug




Hole-free plug



Aluminum snap fastener



Aluminum groove



Flexible snap fasteners



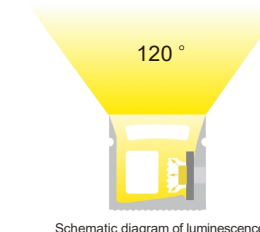
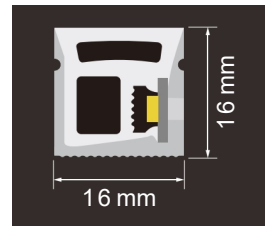
Glue

Optional	Input Voltage	Lamp bead model	Number of LED	Power/M	Cutting size	Lumen/M	PCBBoard Width	PCB thickness	Ra	CCT
Regular style	DC12/24V	2835	120PCS/M	8W	2.5/5CM	400IM	8MM	18/70copper	85	3000K/4000K/6000K
High-gloss version	DC12/24V	2835	180PCS/M	10W	1.6/3.3CM	500IM	8MM	18/70copper	85	3000K/4000K/6000K
Cut at will	DC12/24V	2835	120PCS/M	8W	Cut at will	400IM	8MM	18/50copper	85	3000K/4000K/6000K
Drive-free version	AC110/220V	2835	120PCS/M	8W	10CM	400IM	8MM	18/25copper	85	3000K/4000K/6000K

## Model NO:SL1616



**Side-lit**



### Product accessories



There is a hole plug




Hole-free plug



Aluminum snap fastener



Aluminum groove



Flexible snap fasteners



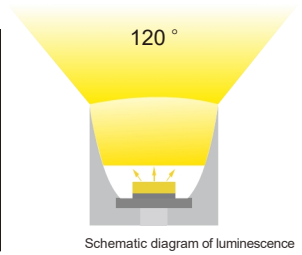
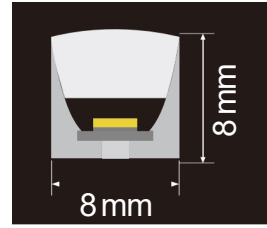
Glue

Optional	Input Voltage	Lamp bead model	Number of LED	Power/M	Cutting size	Lumen/M	PCBBoard Width	PCB thickness	Ra	CCT
Regular style	DC12/24V	2835	120PCS/M	8W	2.5/5CM	400IM	8MM	18/70copper	85	3000K/4000K/6000K
High-gloss version	DC12/24V	2835	180PCS/M	10W	1.6/3.3CM	500IM	8MM	18/70copper	85	3000K/4000K/6000K
Cut at will	DC12/24V	2835	120PCS/M	8W	Cut at will	400IM	8MM	18/50copper	85	3000K/4000K/6000K
Drive-free version	AC110/220V	2835	120PCS/M	8W	10CM	400IM	8MM	18/25copper	85	3000K/4000K/6000K

# SILICONE NEON FLEX

Top-lit Integrated Extrusion Series

## Model NO:BL0808



### Product accessories



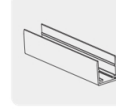
There is a hole plug




Hole-free plug



Aluminum snap fastener



Aluminum groove



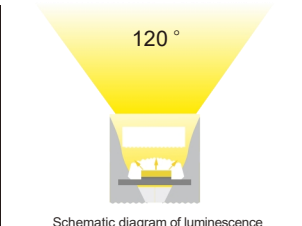
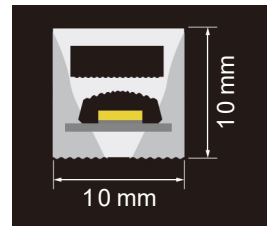
Flexible snap fasteners



Glue

Optional	Input Voltage	Lamp bead model	Number of LED	Power/M	Cutting size	Lumen/M	PCB Board Width	PCB thickness	Ra	CCT
Regular style	DC12/24V	2835	120PCS/M	8W	2.5/5CM	680LM	5MM	18/50copper	85	3000K/4000K/6000K
High-gloss version	DC12/24V	2835	180PCS/M	10W	1.6/3.3CM	850LM	5MM	18/50copper	85	3000K/4000K/6000K
Cut at will	DC12/24V	2835	120PCS/M	8W	Cut at will	680LM	5MM	18/50copper	85	3000K/4000K/6000K

## Model NO:BL1010



### Product accessories



There is a hole plug



Hole-free plug



Aluminum snap fastener



Aluminum groove



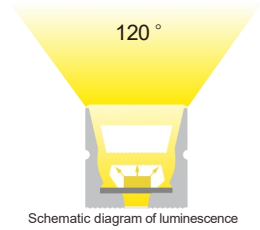
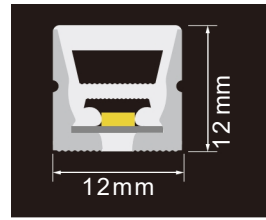
Flexible snap fasteners



Glue

Optional	Input Voltage	Lamp bead model	Number of LED	Power/M	Cutting size	Lumen/M	PCB Board Width	PCB thickness	Ra	CCT
Regular style	DC12/24V	2835	120PCS/M	8W	2.5/5CM	700LM	8MM	18/70copper	85	3000K/4000K/6000K
High-gloss version	DC12/24V	2835	180PCS/M	10W	1.6/3.3CM	880LM	8MM	18/70copper	85	3000K/4000K/6000K
Cut at will	DC12/24V	2835	120PCS/M	8W	Cut at will	700LM	8MM	18/50copper	85	3000K/4000K/6000K
Drive-free version	AC110/220V	2835	120PCS/M	8W	10CM	700LM	8MM	18/25copper	85	3000K/4000K/6000K

## Model NO:BL1212



### Product accessories



There is a hole plug




Hole-free plug



Aluminum snap fastener



Aluminum groove



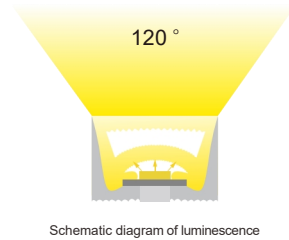
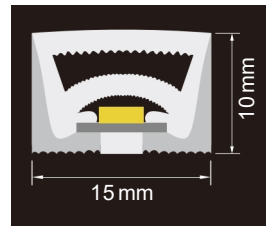

Flexible snap fasteners



Glue

Optional	Input Voltage	Lamp bead model	Number of LED	Power/M	Cutting size	Lumen/M	PCB Board Width	PCB thickness	Ra	CCT
Regular style	DC12/24V	2835	120PCS/M	8W	2.5/5CM	700IM	8MM	18/70copper	85	3000K/4000K/6000K
High-gloss version	DC12/24V	2835	180PCS/M	10W	1.6/3.3CM	880IM	8MM	18/70copper	85	3000K/4000K/6000K
Cut at will	DC12/24V	2835	120PCS/M	8W	Cut at will	700IM	8MM	18/50copper	85	3000K/4000K/6000K
Drive-free version	AC110/220V	2835	120PCS/M	8W	10CM	700IM	8MM	18/25copper	85	3000K/4000K/6000K

## Model NO:BL1510



### Product accessories



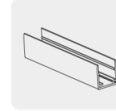
There is a hole plug




Hole-free plug



Aluminum snap fastener



Aluminum groove



Flexible snap fasteners

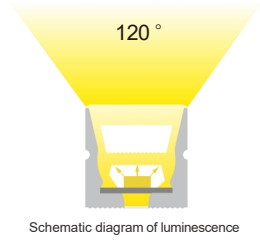
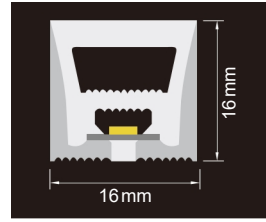



Glue

Optional	Input Voltage	Lamp bead model	Number of LED	Power/M	Cutting size	Lumen/M	PCB Board Width	PCB thickness	Ra	CCT
Regular style	DC12/24V	2835	120PCS/M	8W	2.5/5CM	700IM	8MM	18/70copper	85	3000K/4000K/6000K
High-gloss version	DC12/24V	2835	180PCS/M	10W	1.6/3.3CM	880IM	8MM	18/70copper	85	3000K/4000K/6000K
Cut at will	DC12/24V	2835	120PCS/M	8W	Cut at will	700IM	8MM	18/50copper	85	3000K/4000K/6000K
Drive-free version	AC110/220V	2835	120PCS/M	8W	10CM	700IM	8MM	18/25copper	85	3000K/4000K/6000K

## Model NO:BL1616

Top-lit



### Product accessories



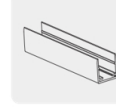
There is a hole plug




Hole-free plug



Aluminum snap fastener



Aluminum groove



Flexible snap fasteners

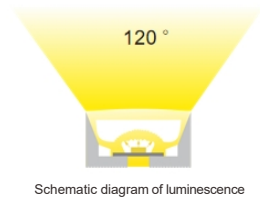
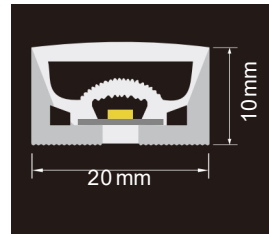



Glue

Optional	Input Voltage	Lamp bead model	Number of LED	Power/M	Cutting size	Lumen/M	PCB Board Width	PCB thickness	Ra	CCT
Regular style	DC12/24V	2835	120PCS/M	8W	2.5/5CM	700lm	8MM	18/70copper	85	3000K/4000K/6000K
High-gloss version	DC12/24V	2835	180PCS/M	10W	1.6/3.3CM	880lm	8MM	18/70copper	85	3000K/4000K/6000K
Cut at will	DC12/24V	2835	120PCS/M	8W	Cut at will	700lm	8MM	18/50copper	85	3000K/4000K/6000K
Drive-free version	AC110/220V	2835	120PCS/M	8W	10CM	700lm	8MM	18/25copper	85	3000K/4000K/6000K

## Model NO:BL2010

Top-lit



### Product accessories



There is a hole plug




Hole-free plug



Aluminum snap fastener



Aluminum groove



Flexible snap fasteners

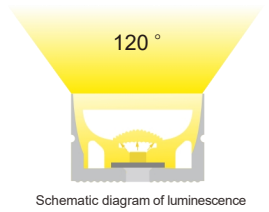
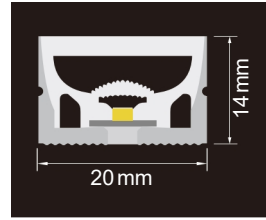


Glue

Optional	Input Voltage	Lamp bead model	Number of LED	Power/M	Cutting size	Lumen/M	PCB Board Width	PCB thickness	Ra	CCT
Regular style	DC12/24V	2835	120PCS/M	8W	2.5/5CM	700lm	8MM	18/70copper	85	3000K/4000K/6000K
High-gloss version	DC12/24V	2835	180PCS/M	10W	1.6/3.3CM	880lm	8MM	18/70copper	85	3000K/4000K/6000K
Cut at will	DC12/24V	2835	120PCS/M	8W	Cut at will	700lm	8MM	18/50copper	85	3000K/4000K/6000K
Drive-free version	AC110/220V	2835	120PCS/M	8W	10CM	700lm	8MM	18/25copper	85	3000K/4000K/6000K

## Model NO:BL2014

Top-lit



### Product accessories



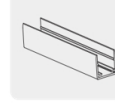
There is a hole plug



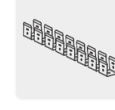
Hole-free plug



Aluminum snap fastener



Aluminum groove



Flexible snap fasteners

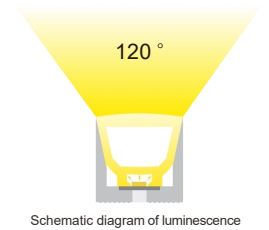
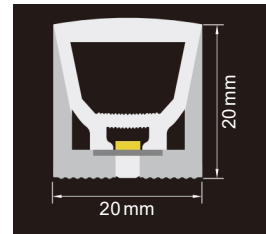


Glue

Optional	Input Voltage	Lamp bead model	Number of LED	Power/M	Cutting size	Lumen/M	PCB Board Width	PCB thickness	Ra	CCT
Regular style	DC12/24V	2835	120PCS/M	8W	2.5/5CM	700IM	8MM	18/70copper	85	3000K/4000K/6000K
High-gloss version	DC12/24V	2835	180PCS/M	10W	1.6/3.3CM	880IM	8MM	18/70copper	85	3000K/4000K/6000K
Cut at will	DC12/24V	2835	120PCS/M	8W	Cut at will	700IM	8MM	18/50copper	85	3000K/4000K/6000K
Drive-free version	AC110/220V	2835	120PCS/M	8W	10CM	700IM	8MM	18/25copper	85	3000K/4000K/6000K

## Model NO:BL2020

Top-lit



### Product accessories



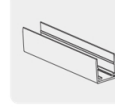
There is a hole plug




Hole-free plug



Aluminum snap fastener



Aluminum groove



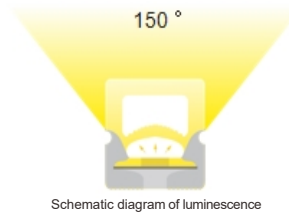
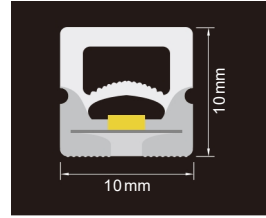
Flexible snap fasteners



Glue

Optional	Input Voltage	Lamp bead model	Number of LED	Power/M	Cutting size	Lumen/M	PCB Board Width	PCB thickness	Ra	CCT
Regular style	DC12/24V	2835	120PCS/M	8W	2.5/5CM	700IM	8MM	18/70copper	85	3000K/4000K/6000K
High-gloss version	DC12/24V	2835	180PCS/M	10W	1.6/3.3CM	880IM	8MM	18/70copper	85	3000K/4000K/6000K
Cut at will	DC12/24V	2835	120PCS/M	8W	Cut at will	700IM	8MM	18/50copper	85	3000K/4000K/6000K

## Model NO:BL1010 Glow on three sides



### Product accessories



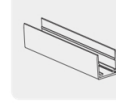
There is a hole plug



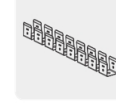
Hole-free plug



Aluminum snap fastener



Aluminum groove



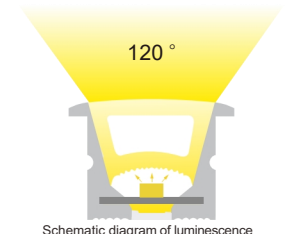
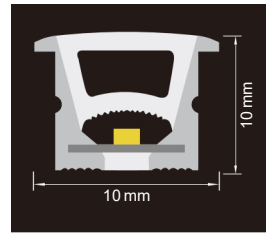
Flexible snap fasteners



Glue

Optional	Input Voltage	Lamp bead model	Number of LED	Power/M	Cutting size	Lumen/M	PCB Board Width	PCB thickness	Ra	CCT
Regular style	DC12/24V	2835	120PCS/M	8W	2.5/5CM	700IM	8MM	18/70copper	85	3000K/4000K/6000K
High-gloss version	DC12/24V	2835	180PCS/M	10W	1.6/3.3CM	880IM	8MM	18/70copper	85	3000K/4000K/6000K
Cut at will	DC12/24V	2835	120PCS/M	8W	Cut at will	700IM	8MM	18/50copper	85	3000K/4000K/6000K
Drive-free version	AC110/220V	2835	120PCS/M	8W	10CM	700IM	8MM	18/25copper	85	3000K/4000K/6000K

## Model NO:BL1010 Edge



### Product accessories



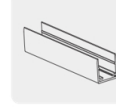
There is a hole plug




Hole-free plug



Aluminum snap fastener



Aluminum groove



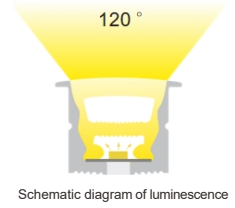
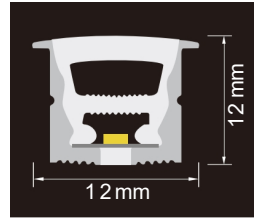
Flexible snap fasteners



Glue

Optional	Input Voltage	Lamp bead model	Number of LED	Power/M	Cutting size	Lumen/M	PCB Board Width	PCB thickness	Ra	CCT
Regular style	DC12/24V	2835	120PCS/M	8W	2.5/5CM	700IM	8MM	18/70copper	85	3000K/4000K/6000K
High-gloss version	DC12/24V	2835	180PCS/M	10W	1.6/3.3CM	880IM	8MM	18/70copper	85	3000K/4000K/6000K
Cut at will	DC12/24V	2835	120PCS/M	8W	Cut at will	700IM	8MM	18/50copper	85	3000K/4000K/6000K
Drive-free version	AC110/220V	2835	120PCS/M	8W	10CM	700IM	8MM	18/25copper	85	3000K/4000K/6000K

## Model NO:BL1510 Edge



### Product accessories



There is a hole plug




Hole-free plug



Aluminum snap fastener



Aluminum groove



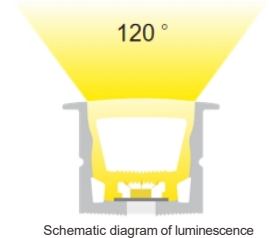
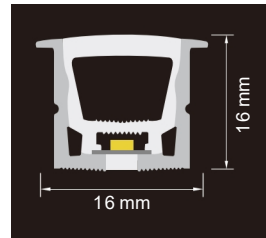
Flexible snap fasteners



Glue

Optional	Input Voltage	Lamp bead model	Number of LED	Power/M	Cutting size	Lumen/M	PCB Board Width	PCB thickness	Ra	CCT
Regular style	DC12/24V	2835	120PCS/M	8W	2.5/5CM	700IM	8MM	18/70copper	85	3000K/4000K/6000K
High-gloss version	DC12/24V	2835	180PCS/M	10W	1.6/3.3CM	880IM	8MM	18/70copper	85	3000K/4000K/6000K
Cut at will	DC12/24V	2835	120PCS/M	8W	Cut at will	700IM	8MM	18/50copper	85	3000K/4000K/6000K
Drive-free version	AC110/220V	2835	120PCS/M	8W	10CM	700IM	8MM	18/25copper	85	3000K/4000K/6000K

## Model NO:BL2010 Edge



### Product accessories



There is a hole plug




Hole-free plug



Aluminum snap fastener



Aluminum groove



Flexible snap fasteners















Glue

Optional	Input Voltage	Lamp bead model	Number of LED	Power/M	Cutting size	Lumen/M	PCB Board Width	PCB thickness	Ra	CCT
Regular style	DC12/24V	2835	120PCS/M	8W	2.5/5CM	700IM	8MM	18/70copper	85	3000K/4000K/6000K
High-gloss version	DC12/24V	2835	180PCS/M	10W	1.6/3.3CM	880IM	8MM	18/70copper	85	3000K/4000K/6000K
Cut at will	DC12/24V	2835	120PCS/M	8W	Cut at will	700IM	8MM	18/50copper	85	3000K/4000K/6000K
Drive-free version	AC110/220V	2835	120PCS/M	8W	10CM	700IM	8MM	18/25copper	85	3000K/4000K/6000K

# Extended Color Options



Color / CCT	Wavelength	Input Voltage	Light Source	LEDs/m	Luminous Efficacy	Power/m	CRI	Min. Cutting Length
 3000K	-	5v/12v24v/110v/220v	SMD2835	120 leds	60-70lm/w	10W/M	80/90	2.5CM/5CM/Any Size
 4000K	-	5v/12v24v/110v/220v	SMD2835	120 leds	60-70lm/w	10W/M	80/90	2.5CM/5CM/Any Size
 6500K	-	5v/12v24v/110v/220v	SMD2835	120 leds	60-70lm/w	10W/M	80/90	2.5CM/5CM/Any Size
 Red	620-625NM	5v/12v24v/110v/220v	SMD2835	120 leds	60-70lm/w	10W/M	80/90	2.5CM/5CM/Any Size
 Green	520-525NM	5v/12v24v/110v/220v	SMD2835	120 leds	60-70lm/w	10W/M	80/90	2.5CM/5CM/Any Size
 Blue	460-470NM	5v/12v24v/110v/220v	SMD2835	120 leds	60-70lm/w	10W/M	80/90	2.5CM/5CM/Any Size
 Yellow	590-595NM	5v/12v24v/110v/220v	SMD2835	120 leds	60-70lm/w	10W/M	80/90	2.5CM/5CM/Any Size
 Orange	600-610NM	5v/12v24v/110v/220v	SMD2835	120 leds	60-70lm/w	10W/M	80/90	2.5CM/5CM/Any Size
 Tunable White	1800-25000K	5v/12v24v/110v/220v	SMD2835	120 leds	60-70lm/w	8W/M	-	2.5CM/5CM/Any Size
 RGB	-	5v/12v24v/110v/220v	SMD3535	120 leds	-	5W*3/M	-	25CM/50CM/10CM/5CM/2.5CM
 Addressable	-	5v/12v/24v	SMD3535	96 leds	-	5W*3/M	-	6.25CM
 DMX512	-	5v/12v/24v	SMD3535	96 leds	-	5W*3/M	-	6.25CM



# Siilcone

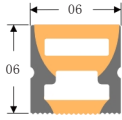

## TubeSeries

LuminousAngle:120°

BendingDirection:TopBend

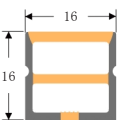
### WS-06\*06

Size: 06mm\*06mm  
Beam Angle: 120°  
PCB width: 4-5mm



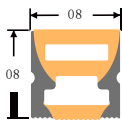

### WS-16\*16

Size: 16mm\*16mm  
Beam Angle: 120°  
PCB Width: 8-10mm



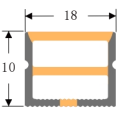

### WS-08\*08

Size: 08mm\*08mm  
Beam Angle: 120°  
PCB Width: 4-5mm



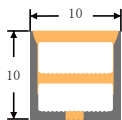

### WS-18\*10

Size: 18mm\*10mm  
Beam Angle: 120°  
PCB Width: 10-12mm



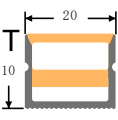

### WS-10\*10

Size: 10mm\*10mm  
Beam Angle: 120°  
PCB Width: 5-6mm



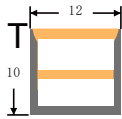

### WS-20\*10

Size: 20mm\*10mm  
Beam Angle: 120°  
PCB Width: 10-12mm



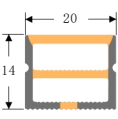
### WS-12\*10

Size: 12mm\*10mm  
Beam Angle: 120°  
PCB Width: 6-8mm



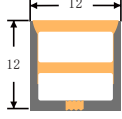

### WS-20\*14

Size: 20mm\*14mm  
Beam Angle: 120°  
PCB Width: 10-12mm



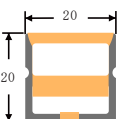

### WS-12\*12

Size: 12mm\*12mm  
Beam Angle: 120°  
PCB Width: 6-8mm



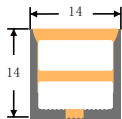
### WS-20\*20

Size: 20mm\*20mm  
Beam Angle: 120°  
PCB Width: 10-12mm



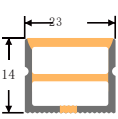
### WS-14\*14

Size: 14mm\*14mm  
Beam Angle: 120°  
PCB Width: 8-10mm



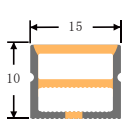
### WS-23\*14

Size: 23mm\*14mm  
Beam Angle: 120°  
PCB Width: 10-12mm



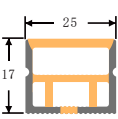

### WS-15\*10

Size: 15mm\*10mm  
Beam Angle: 120°  
PCB Width: 8-10mm



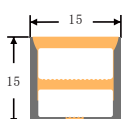

### WS-25\*17

Size: 25mm\*17mm  
Beam Angle: 120°  
PCB Width: 10-15mm



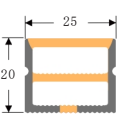
### WS-15\*15

Size: 15mm\*15mm  
Beam Angle: 120°  
PCB Width: 8-10mm



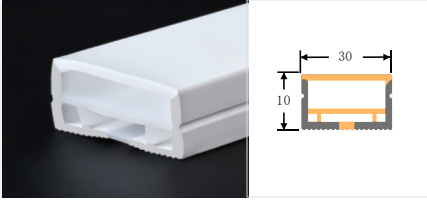
### WS-25\*20

Size: 25mm\*20mm  
Beam Angle: 120°  
PCB Width: 10-15mm




### WS-30\*10

Size: 30mm\*10mm  
Beam Angle: 120°  
PCB Width: 8-12mm



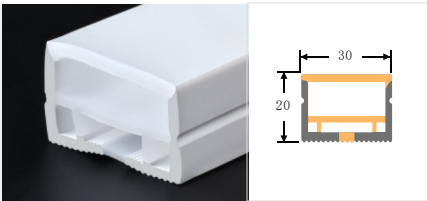
### WS-30\*14

Size: 30mm\*14mm  
Beam Angle: 120°  
PCB Width: 8-12mm




### WS-30\*20

Size: 30mm\*20mm  
Beam Angle: 120°  
PCB Width: 8-12mm



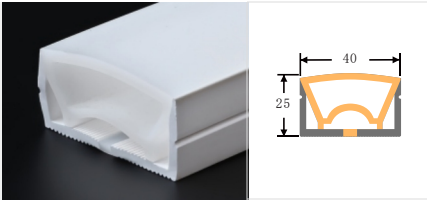
### WS-40\*20

Size: 40mm\*20mm  
Beam Angle: 120°  
PCB Width: 8-12mm



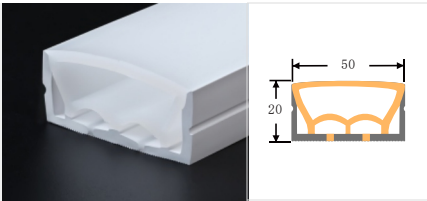
### WS-40\*25

Size: 40mm\*25mm  
Beam Angle: 120°  
PCB Width: 15-18mm



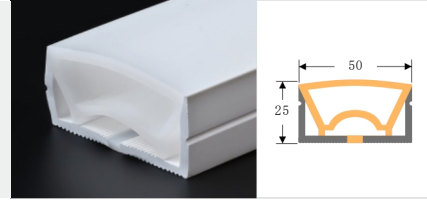
### WS-50\*20

Size: 50mm\*20mm  
Beam Angle: 120°  
PCB Width: 10-20mm



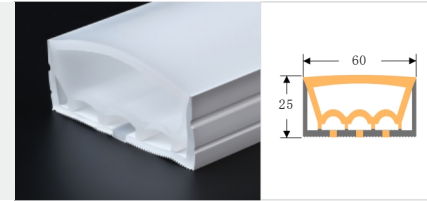
### WS-50\*25

Size: 50mm\*25mm  
Beam Angle: 120°  
PCB Width: 10-15mm



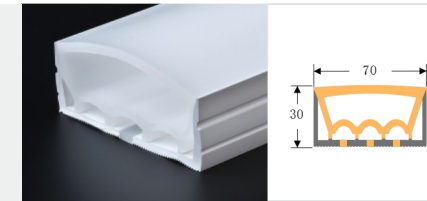
### WS-60\*25

Size: 60mm\*25mm  
Beam Angle: 120°  
PCB Width: 8-10mm




### WS-70\*30

Size: 70mm\*30mm  
Beam Angle: 120°  
PCB Width: 8-12mm




### WS-80\*30

Size: 80mm\*30mm  
Beam Angle: 120°  
PCB Width: 20-30mm




### WS-90\*30

Size: 90mm\*30mm  
Beam Angle: 120°  
PCB Width: 20-30mm



### WS-100\*30

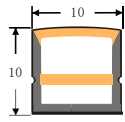

Size: 100mm\*30mm  
Beam Angle: 120°  
PCB Width: 8-12mm





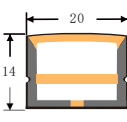

### WS-10\*10

Size:  
10mm\*10mm  
Beam Angle: 120°  
PCB Width: 5-6mm



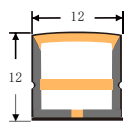

### WS-20\*14

Size: 20mm\*14mm  
Beam Angle: 120°  
PCB Width: 8-12mm



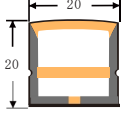

### WS-12\*12

Size:  
12mm\*12mm  
Beam Angle: 120°  
PCB Width: 8mm



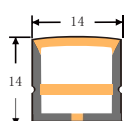

### WS-20\*20

Size: 20mm\*20mm  
Beam Angle: 120°  
PCB Width: 8-12mm



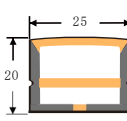

### WS-14\*14

Size:  
14mm\*14mm  
Beam Angle: 120°  
PCB Width: 8-10mm



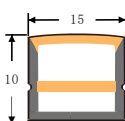

### WS-25\*20

Size: 25mm\*20mm  
Beam Angle: 120°  
PCB Width: 8-12mm



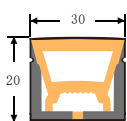

### WS-15\*10

Size:  
15mm\*10mm  
Beam Angle: 120°  
PCB Width: 8-10mm



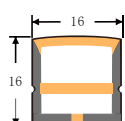

### WS-30\*20

Size: 30mm\*20mm  
Beam Angle: 120°  
PCB Width: 8-15mm



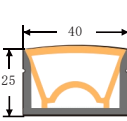

### WS-16\*16

Size:  
16mm\*16mm  
Beam Angle: 120°  
PCB Width: 8-12mm



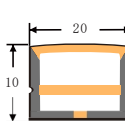

### WS-40\*25

Size: 40mm\*25mm  
Beam Angle: 120°  
PCB Width: 10-20mm



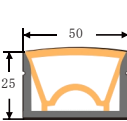
### WS-20\*10

Size:  
20mm\*10mm  
Beam Angle: 120°  
PCB Width: 8-12mm



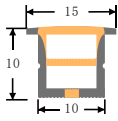

### WS-50\*25

Size: 50mm\*25mm  
Beam Angle: 120°  
PCB Width: 15-20mm



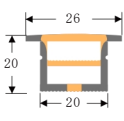
### WS-10\*10

Size: 10mm\*10mm  
Beam Angle: 120°  
PCB Width: 6-8mm



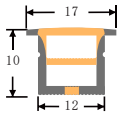

### WS-20\*20

Size: 20mm\*20mm  
Beam Angle: 120°  
PCB Width: 8-12mm



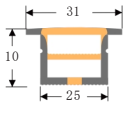

### WS-12\*10

Size: 12mm\*10mm  
Beam Angle: 120°  
PCB Width: 6-8mm



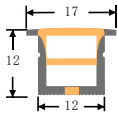

### WS-25\*10

Size: 25mm\*10mm  
Beam Angle: 120°  
PCB Width: 8-12mm



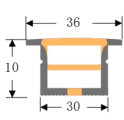

### WS-12\*12

Size: 12mm\*12mm  
Beam Angle: 120°  
PCB Width: 6-8mm



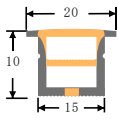

### WS-30\*10

Size: 30mm\*10mm  
Beam Angle: 120°  
PCB Width: 8-12mm



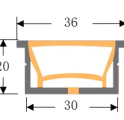

### WS-15\*10

Size: 15mm\*10mm  
Beam Angle: 120°  
PCB Width: 8-10mm



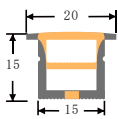
### WS-30\*20

Size: 30mm\*20mm  
Beam Angle: 120°  
PCB Width: 8-15mm



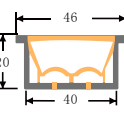
### WS-15\*15

Size: 15mm\*15mm  
Beam Angle: 120°  
PCB Width: 8-10mm



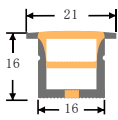
### WS-40\*20

Size: 40mm\*20mm  
Beam Angle: 120°  
PCB Width: 8-12mm



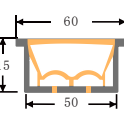

### WS-16\*16

Size: 16mm\*16mm  
Beam Angle: 120°  
PCB Width: 8-12mm



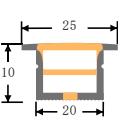

### WS-50\*15

Size: 50mm\*15mm  
Beam Angle: 120°  
PCB Width: 8-12mm



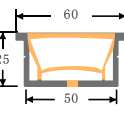
### WS-20\*10

Size: 20mm\*10mm  
Beam Angle: 120°  
PCB Width: 8-12mm



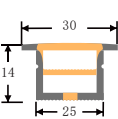
### WS-50\*25

Size: 50mm\*25mm  
Beam Angle: 120°  
PCB Width: 10-15mm



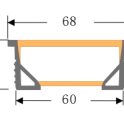

### WS-20\*14

Size: 20mm\*14mm  
Beam Angle: 120°  
PCB Width: 8-12mm



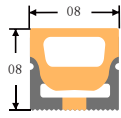

### WS-60\*25

Size: 60mm\*25mm  
Beam Angle: 120°  
PCB Width: 20mm



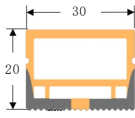

### WS-08\*08

Size:  
08mm\*08mm  
Beam Angle: 120°  
PCB Width: 6-8mm



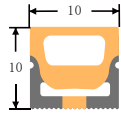

### WS-30\*20

Size: 30mm\*20mm  
Beam Angle: 120°  
PCB Width: 8-10mm



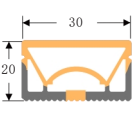
### WS-10\*10

Size:  
10mm\*10mm  
Beam Angle: 120°  
PCB Width: 6mm



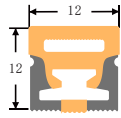

### WS-50\*25

Size: 50mm\*25mm  
Beam Angle: 120°  
PCB Width: 12-18mm



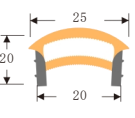

### WS-12\*12

Size:  
12mm\*12mm  
Beam Angle: 120°  
PCB Width: 8mm



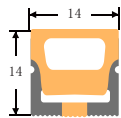

### WS-20\*20Arc

Size: 20mm\*20mm  
Beam Angle: 120°  
PCB Width: 8-15mm



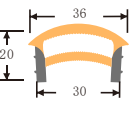

### WS-14\*14

Size:  
14mm\*14mm  
Beam Angle: 120°  
PCB Width: 8-12mm



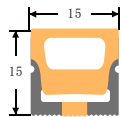

### WS-30\*20Arc

Size: 30mm\*20mm  
Beam Angle: 120°  
PCB Width: 8-15mm



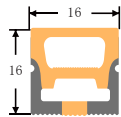

### WS-15\*15

Size:  
15mm\*15mm  
Beam Angle: 120°  
PCB Width: 8-12mm



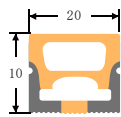
### WS-16\*16

Size:  
16mm\*16mm  
Beam Angle: 120°  
PCB Width: 8-12mm



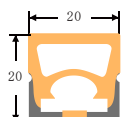

### WS-20\*10

Size:  
20mm\*10mm  
Beam Angle: 120°  
PCB Width: 8-12mm




### WS-20\*20

Size:  
20mm\*20mm  
Beam Angle: 120°  
PCB Width: 8-12mm




### WS-04\*08

Size: 04mm\*08mm  
Beam Angle: 120°  
PCB Width: 5mm




### WS-04\*10

Size: 04mm\*10mm  
Beam Angle: 120°  
PCB Width: 5mm




### WS-06\*10

Size: 06mm\*10mm  
Beam Angle: 120°  
PCB Width: 5mm




### WS-06\*12

Size: 06mm\*12mm  
Beam Angle: 120°  
PCB Width: 5-8mm




### WS-08\*12

Size: 08mm\*12mm  
Beam Angle: 120°  
PCB Width: 5-8mm




### WS-08\*15

Size: 08mm\*15mm  
Beam Angle: 120°  
PCB Width: 8mm




### WS-10\*18

Size: 10mm\*18mm  
Beam Angle: 120°  
PCB Width: 10mm



### WS-12\*20

Size: 12mm\*20mm  
Beam Angle: 120°  
PCB Width: 10mm




### WS-06\*13

Size: 06mm\*13mm  
Beam Angle: 120°  
PCB Width: 5-8mm



### WS-08\*15

Size: 08mm\*15mm  
Beam Angle: 120°  
PCB Width: 8mm



### WS-08\*17

Size: 08mm\*17mm  
Beam Angle: 120°  
PCB Width: 8-10mm



### WS-10\*20

Size: 10mm\*20mm  
Beam Angle: 120°  
PCB Width: 8mm



### WS-10\*23

Size: 10mm\*23mm  
Beam Angle: 120°  
PCB Width: 10mm



### WS-10\*25

Size: 10mm\*25mm  
Beam Angle: 120°  
PCB Width: 10mm




### WS-12\*25

Size: 12mm\*20mm  
Beam Angle: 120°  
PCB Width: 10-12mm




### WS-15\*25

Size: 15mm\*25mm  
Beam Angle: 120°  
PCB Width: 8-10mm




### WS-10\*10

Size: 10mm\*10mm  
Beam Angle: 120°  
PCB Width: 5-8mm



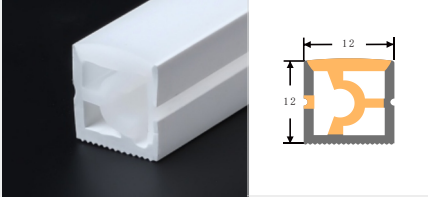
### WS-30\*25

Size: 30mm\*25mm  
Beam Angle: 120°  
PCB Width: 8-10mm




### WS-12\*12

Size: 12mm\*12mm  
Beam Angle: 120°  
PCB Width: 8-10mm



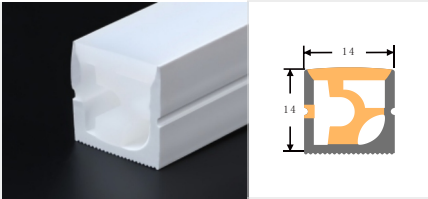
### WS-30\*30

Size: 30mm\*30mm  
Beam Angle: 120°  
PCB Width: 12mm




### WS-14\*14

Size: 14mm\*14mm  
Beam Angle: 120°  
PCB Width: 8-10mm



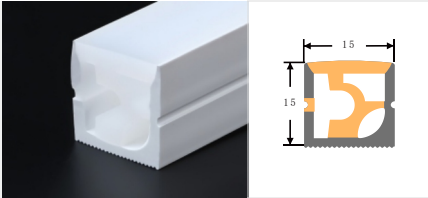
### WS-40\*25

Size: 40mm\*25mm  
Beam Angle: 120°  
PCB Width: 8-10mm




### WS-15\*15

Size: 15mm\*15mm  
Beam Angle: 120°  
PCB Width: 8-10mm



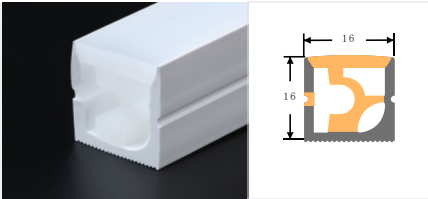
### WS-50\*25

Size: 50mm\*25mm  
Beam Angle: 120°  
PCB Width: 10-20mm



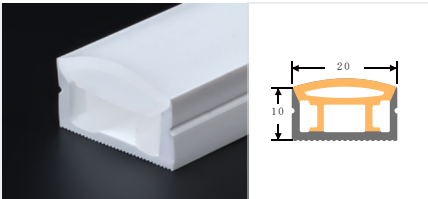
### WS-16\*16

Size: 16mm\*16mm  
Beam Angle: 120°  
PCB Width: 8-10mm



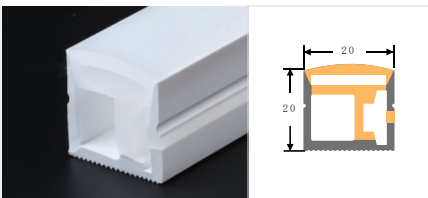
### WS-20\*10

Size: 20mm\*10mm  
Beam Angle: 120°  
PCB Width: 8-10mm



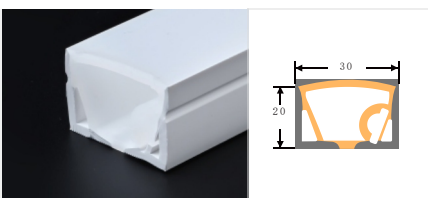
### WS-20\*20


Size: 20mm\*20mm  
Beam Angle: 120°  
PCB Width: 8-10mm



### WS-30\*20

Size: 30mm\*20mm  
Beam Angle: 120°  
PCB Width: 8-10mm





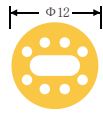
# 270-360° Circular Tube Series

Luminous Angle: 270\*360 °

Bending Direction: Top Bend

## WS-Φ 12

Size: Φ 12mm  
Beam Angle: 360°  
PCB Width: 4-5mm



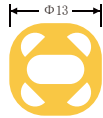

## WS-Φ 40

Size: Φ 40mm  
Beam Angle: 360°  
PCB Width: 8-10mm



## WS-Φ 13

Size: Φ 13mm  
Beam Angle: 360°  
PCB Width: 4-5mm



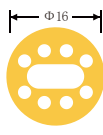
## WS-Φ 50

Size: Φ 50mm  
Beam Angle: 360°  
PCB Width: 10-12mm



## WS-Φ 16

Size: Φ 16mm  
Beam Angle: 360°  
PCB Width: 5mm



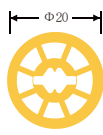
## WS-D13

Size: D13mm  
Beam Angle: 270°  
PCB Width: 8mm




## WS-Φ 20

Size: Φ 20mm  
Beam Angle: 360°  
PCB Width: 5mm



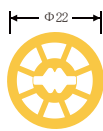
## WS-D16

Size: D16mm  
Beam Angle: 270°  
PCB Width: 8mm




## WS-Φ 22

Size: Φ 22mm  
Beam Angle: 360°  
PCB Width: 5-6mm



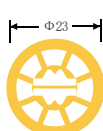
## WS-D20

Size: D20mm  
Beam Angle: 270°  
PCB Width: 8mm



## WS-Φ 26

Size: Φ 26mm  
Beam Angle: 360°  
PCB Width: 8-10mm



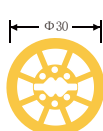
## WS-D25

Size: D25mm  
Beam Angle: 270°  
PCB Width: 8-10mm



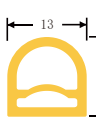
## WS-Φ 30

Size: Φ 30mm  
Beam Angle: 360°  
PCB Width: 8-10mm



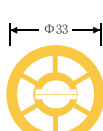
## WS-D13\*13

Size: D13\*13mm  
Beam Angle: 270°  
PCB Width: 8mm



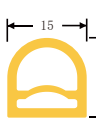

## WS-Φ 33

Size: Φ 33mm  
Beam Angle: 360°  
PCB Width: 8-10mm



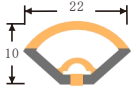
## WS-D15\*13

Size: D15\*13mm  
Beam Angle: 270°  
PCB Width: 8mm



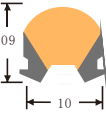
### WS-V22

Size: 22mm\*10mm  
Beam Angle: 120°  
PCB Width: 4mm



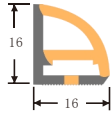

### WS-10\*09

Size: 10mm\*09mm  
Beam Angle: 120°  
PCB Width: 4mm



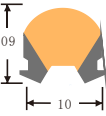
### WS-V16\*16

Size: 16mm\*06mm  
Beam Angle: 120°  
PCB Width: 8mm



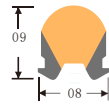

### WS-10\*09

Size: 10mm\*09mm  
Beam Angle: 120°  
PCB Width: 4mm



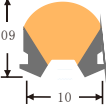

### WS-08\*09

Size: 08mm\*09mm  
Beam Angle: 120°  
PCB Width: 4mm



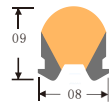
### WS-10\*09

Size: 10mm\*09mm  
Beam Angle: 120°  
PCB Width: 4mm



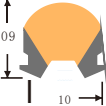
### WS-08\*09

Size: 08mm\*09mm  
Beam Angle: 120°  
PCB Width: 4mm



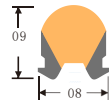
### WS-10\*09

Size: 10mm\*09mm  
Beam Angle: 120°  
PCB Width: 4mm



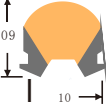
### WS-08\*09

Size: 08mm\*09mm  
Beam Angle: 120°  
PCB Width: 4mm



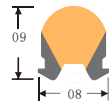

### WS-10\*09

Size: 10mm\*09mm  
Beam Angle: 120°  
PCB Width: 4mm



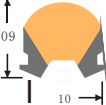
### WS-08\*09

Size: 08mm\*09mm  
Beam Angle: 120°  
PCB Width: 4mm



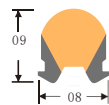

### WS-10\*09

Size: 10mm\*09mm  
Beam Angle: 120°  
PCB Width: 4mm



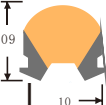

### WS-08\*09

Size: 08mm\*09mm  
Beam Angle: 120°  
PCB Width: 4mm



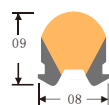
### WS-10\*09

Size: 10mm\*09mm  
Beam Angle: 120°  
PCB Width: 4mm



### WS-08\*09

Size: 08mm\*09mm  
Beam Angle: 120°  
PCB Width: 4mm



### WS-10\*09

Size: 10mm\*09mm  
Beam Angle: 120°  
PCB Width: 4mm

